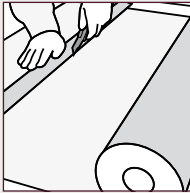


Before each shipment, we carefully check the wallcoverings. However, we ask you to confirm that the wallcovering is in good condition before its application. If you have any questions about the installation or product, please contact us prior to beginning installation.


Before application, the wall must be clean, free of dust and grease, dry, and smooth. When applying wallcoverings, make sure that the temperature in the room is above 8°C.

1



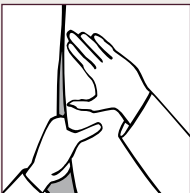
Cut a strip to the height of the wall + 5 / 10cm.

2




Roll wallcovering adhesive generously on the wall.

3



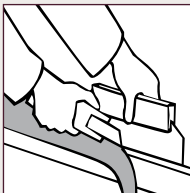
Hang the first strip plumb and smooth it out on the wall.

4



Hang the second strip beside the first strip, and repeat steps 1, 2 and 4 to complete the wall.

5



Cut the excess material off of the bottom straight into the baseboard.